



TOPCon

# ERA Pro-72HC

N-Type Mono-crystalline

## KEY FEATURES



**MBB Half-Cut Solar Cell:**  
144 cells (6X12x2).



**Higher Module Conversion Efficiency:**  
Higher module output up to 580W with module efficiency up to 22.45%.



**Low-light Performance:**  
Advanced glass and surface texturing allow for excellent performance in low-light environments.



**Light-weight design**  
Light-weight design using transparent backsheet for easy installation and low BOS cost.



**Higher Power Output**  
Module power increases 5-25% generally, bringing significantly lower LCOE and higher IRR.



WATTS  
POSITIVE  
TOLERANCE



15 YEARS  
PRODUCT  
WARRANTY



30 YEARS LINEAR  
POWER WARRANTY

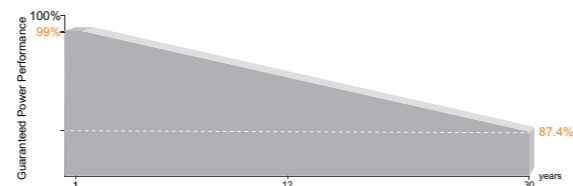
## WARRANTY FOR TOPCON

LINEAR PERFORMANCE WARRANTY

**15** Year Product Warranty

**30** Year Linear Power Warranty

**0.40%** Annual Degradation Over 30 years



## 182mm, 72-CELL HALF-CUT SERIES

### ELECTRICAL PERFORMANCE

Module type: ERA Pro-72HC	580M
Maximum Power(Wp)	580W
Open circuit Voltage(Voc)	50.90V
Short circuit Current(Isc)	14.25A
Maximum Power Voltage(Vm)	42.52V
Maximum Power Current(Im)	13.64A
Module efficiency	22.5%
Maximum Series Fuse	25A
Number of Diode	3
Standard Test Conditions	1000W/M <sup>2</sup> , 25°C, AM1.5
Maximum System Voltage	1500V/DC
Temperature-Coefficient Isc	+0.043%/°C
Temperature-Coefficient Voc	-0.24%/°C
Temperature-Coefficient Pmpp	-0.30%/°C
Operating Temperature	-40°C...+85°C
Normal Operating Cell Temperature	45±2°C
Load Capacity for the cover of the module (glass)	5400Pa(IEC61215)(snow)
Load Capacity for the front & back of the module	2400Pa(IEC61215)(wind)

### ELECTRICAL PERFORMANCE (NOCT)

Module type: ERA Pro-72HC	580M
Maximum Power(Wp)	437W
Open circuit Voltage(Voc)	48.28V
Short circuit Current(Isc)	11.55A
Maximum Power Voltage(Vm)	39.95V
Maximum Power Current(Im)	10.94A

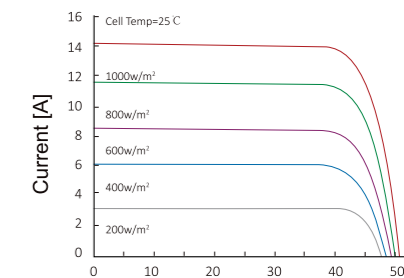
### MECHANICAL CHARACTERISTICS

Front cover (material / thickness)	low-iron tempered glass / 3.2mm
Backsheet (color)	TPT in white
Cell (quantity / material / dimensions)	144(6x12x2) / monocrystalline silicon
Frame (material / color)	aluminum hollow-chamber frame on each side anodized aluminum alloy / silver
Junction box (protection degree)	≥IP68
Cables & Plug connectors	4mm <sup>2</sup> , 100cm in length,length can be customized
Module Dimensions (L / W / H)	2278x1134x30mm
Module Weight	27kg
Application class	Class A
Electrical protection class	Class II
Fire safety class	Class C

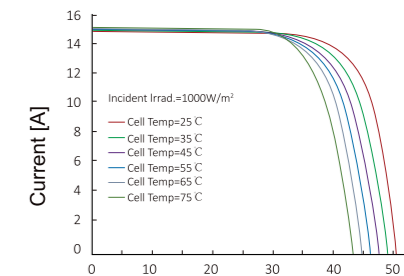
### PACKING

Container Size	Units/Pallet (PCS)	Weight/Pallet (KG)	Pallet Measurement (mm)	Units/Container (PCS)
40HQ	36 (30mm)	858	2285x1130x1260	720

### CURRENT-VOLTAGE CURVES:



Module characteristics at constant module temperatures of 25°C and variable levels of irradiance



Module characteristics at variable module temperatures and constant module irradiance of 1.000 W/m<sup>2</sup>

### MODULE DIAGRAM:

